




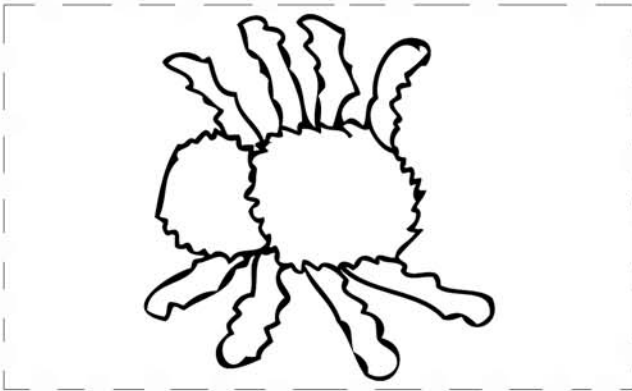

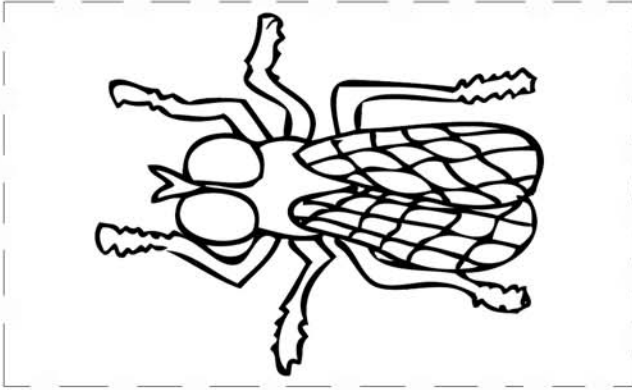


Dharma and Jackie's Old Lady Puppet Craft

INSTRUCTIONS:

1. Find a grown up to help you (like Mum, Dad, Nanna or Pop).
2. Colour in your Old Lady Puppet Craft and the animals.
3. Cut out your Old Lady Puppet Craft's mouth and the animals using the dotted lines as a guide.
4. Glue the Old Lady Puppet's grey tab and paste it behind her to form a cylinder.
5. Wait for the glue to dry.
6. You are ready to put on your own Old Lady puppet show (just like Dharma and Jackie).



Glue this gray tab to the back of the Old Lady.

